

https://services.ecourts.gov.in/ecourtindia_v6/





click on Cause list

Skip to Navigation Skip to Main Content Site map A- A A+ A A


ECOURTS SERVICES
District and Taluka Courts of India

Home Supreme Court High Courts District Courts NJDG Contact Us

Search Menu

- 
CNR Number
- 
Case Status
- 
Court Orders
- 
Cause List

SEARCH BY CNR NUMBER
Enter CNR Number, for example MHAU019999992015
Enter CNR number

Captcha  *Enter Captcha

Search Reset

Note : If you don't have CNR Number then use other options from 'Search Menu section'.

How to

- If you know the **CNR Number** of the Case, enter the 16 alphanumeric CNR Number without any - (hyphen) or space.
- On Clicking the **search** button, the current status and entire history of the case will be shown.
- If you don't know the **CNR** number of the Case then it can be searched by other options like **Case Registration Number, Party Name, Advocate Name** etc. For this, click on the **Case Status** image, which is shown on the left hand side menu..

select State, District and establishment, select court name and date.

The screenshot shows the eCourt India Services website in a Mozilla Firefox browser. The page title is "Home - eCourt India Services - Mozilla Firefox". The address bar shows the URL "https://services.ecourts.gov.in/ecourtindia_v6/". The browser's address bar includes navigation icons and a search bar. The website header features the "ECOURTS SERVICES" logo and navigation links for Home, Supreme Court, High Courts, District Courts, NJDG, and Contact Us. A "Search Menu" sidebar on the left contains links for "CNR Number", "Case Status", and "Court Orders". The main content area is titled "Cause List" and includes a search form with the following fields: State (Karnataka), District (BENGALURU), Court Complex (City Civil Court Complex, Bangalore), Court Name (1390-S A HIDAYATHULLA SHARIFF-CCH84 LX...), and Causelist Date (28-01-2019). A captcha field with the text "y769wn" and a "Civil Criminal" button are also present. Below the search form, a "How to" section provides instructions: a. Click here to view help video. b. Select State, District and Court Complex of the Cause list to be displayed. c. Select the entry from the Court Name Select box, which shows the court number, the judge name and the designation of the judge for displaying the Cause list.

After selecting State, District and establishment, select court name and date, click on civil, cause list appear as under :-

The screenshot shows the eCourts Services website interface. The browser address bar displays https://services.ecourts.gov.in/ecourtindia_v6/. The page header includes the logo of the Ministry of Law and Justice, the text "ECOURTS SERVICES District and Taluka Courts of India", and navigation links for Home, Supreme Court, High Courts, District Courts, NJDG, and Contact Us. Below the header, there are three dropdown menus for "Select State" (set to BENGALURU), "City Civil Court Complex, Bangalore", and a "Back" button. The main content area displays the following text: "CCH1 PRL. CITY CIVIL and SESSIONS JUDGE In The Court Of:D.V.PATIL CCH83 LXXXII ADDL. CITY CIVIL AND SESSIONS JUDGE,(COMMERCIAL COURT) Civil Cases Listed on 28-01-2019". A search bar is also present. On the left sidebar, there are icons for "CNR Number", "Case Status", "Court Orders", and "Cause List". The "Cause List" section is active, showing a table of civil cases.

Sr No	Cases	Party Name	Advocate Name
SUMMONS			
1)	O.S./3329/2008	HMT WATCHES Versus PREMIER MARKETING	CARIAPPA
2)	O.S./4337/2018	ATYATI TECHNOLOGIES PRIVATE LIMITED Versus VIKRAM REDDY	DHANANJAYA JOSHI
3)	A.S./142/2018	UNITED SPIRITS LIMITED Versus UNITED BREWERIES(HOLDINGS)LIMITED(IN LIQUIDATION)	C K NANDAKUMAR